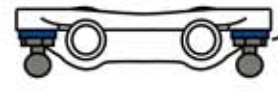
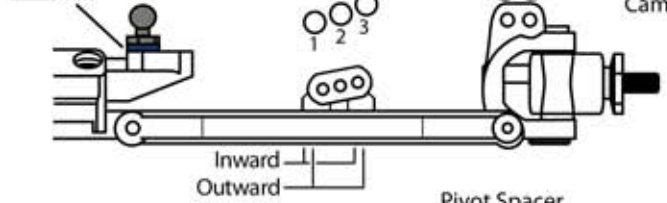
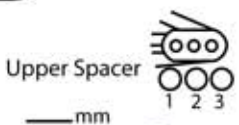


Set Up Sheet **ULTIMASC/DB**

ver.1.00

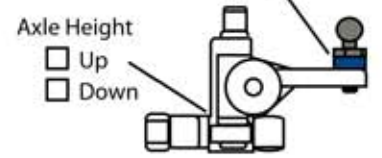
Name _____ Date _____ Track / City _____ Event _____

Front Suspension



Ackerman Spacer
_____ mm


Bumpsteer Spacer
_____ mm



Axle Height
 Up
 Down

Caster Block Spacing: Forward
Middle
Back

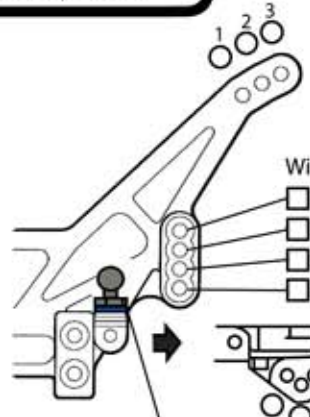
Toe In Out _____ °



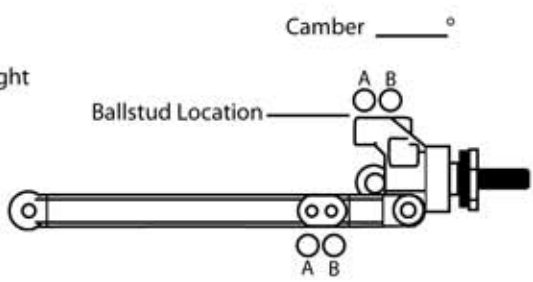
Caster 25° 30°
Pivot Spacer 0.5 1.0 None

Comments:

Rear Suspension

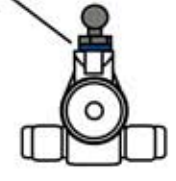


Wing Height
 1
 2
 3
 4



Camber _____ °

Hub Spacer
_____ mm



Wheelbase
 Short
 Middle
 Long

Hub Toe
 0°(Standard)
 0.5°(Optional)

Upper Spacer
_____ mm

Anti-Squat _____ °

Sway Bar None _____ mm

Comments:

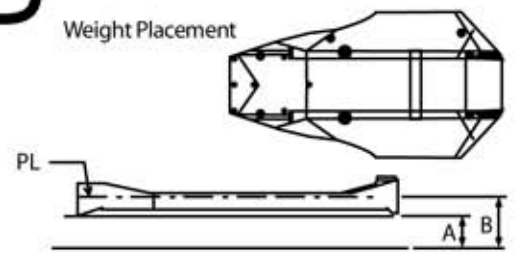
Shocks

	Front	Rear
Piston	_____	_____
Oil Weight	_____	_____
Spring	_____	_____
Limiters	_____	_____
Shock Length	_____ mm	_____ mm

Body / Wing / Chassis

Body _____
Wing _____
Wing Angle
4° 7° 10°
Battery Placement
 Front Rear

Weight Placement



Ride Height A B F _____ mm R _____ mm

Tires

	Front	Rear
Tire	_____	_____
Inserts	_____	_____
Wheel	_____	_____
Traction Compound	_____	_____

Power System

Motor _____
Battery _____
ESC _____
Pinion / Spur _____ / _____
Differential: Ball Gear

Track Conditions

Smooth Wet Blue Groove
 Bumpy Dry Clay
 Low Traction Sandy Dusty
 Med. Traction Soft Dirt Other
 High Traction Grass _____

Comments:

