

INFERNO ST-RR Set-Up Sheet

Ver. 1.10E

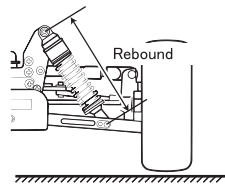
Driver Name		Date	Track	Engine	Glow Plug	Fuel
Jared Tebo		April 2009	Silver State	Orion US Spec	97T	Byrons 30%
Spur Gear	Clutch Bell	Spring Diam.		Shoe Type	Tires	Tire Inserts
50 T	13 T	<input type="checkbox"/> 0.90 <input type="checkbox"/> 0.95 <input checked="" type="checkbox"/> 1.00 <input type="checkbox"/> 1.10	Aluminum X 3 Carbon X	AKA City Block Soft	Stock AKA	Header/Pipe Factory Team 2035

Shock Set-up Silicone Oil Brand: _____

	Front	Rear
Shock Piston	<input type="checkbox"/> Ø 1.2 X 6 <input type="checkbox"/> Ø 1.3 X 5 <input checked="" type="checkbox"/> Ø 1.3 X 6 <input type="checkbox"/> Ø 1.4 X 5 <input type="checkbox"/> Ø 1.2 X 8 <input type="checkbox"/> Ø 1.3 X 8	<input type="checkbox"/> Ø 1.2 X 6 <input type="checkbox"/> Ø 1.3 X 5 <input checked="" type="checkbox"/> Ø 1.3 X 6 <input type="checkbox"/> Ø 1.4 X 5 <input type="checkbox"/> Ø 1.2 X 8 <input type="checkbox"/> Ø 1.3 X 8
Shock Oil	# 50 AE	# 50 AE
Shock Springs	Blue	Blue
Spring Pre-Load	2 mm	10 mm

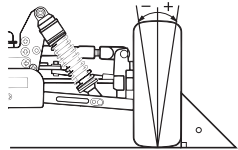
Suspension Rebound
(with suspension fully extended)

Front	Rear
118 mm	123 mm

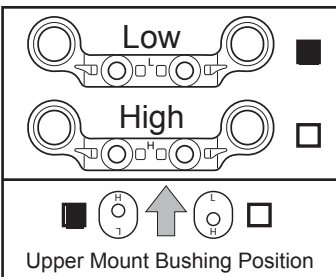


Camber Angle

Front	Rear
<input checked="" type="checkbox"/> 2°	<input checked="" type="checkbox"/> 3°



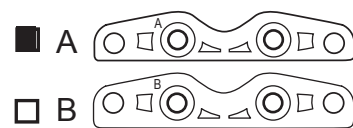
Front Upper Suspension Mount



Front Hub Carrier

20° (IF304B) | (IF305B) 22°

Lower Suspension Mount



Shock Tower Bushing Position

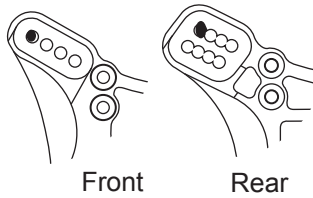


Differential Setup

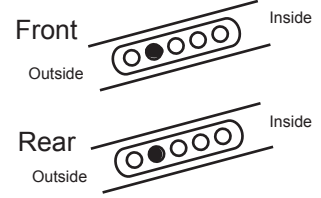
	Front	Center	Rear
Diff Fluid wt	STD · LSD 7K	STD · LSD 10K	STD · LSD 2K

Shock Mounting Positions

Shock Tower



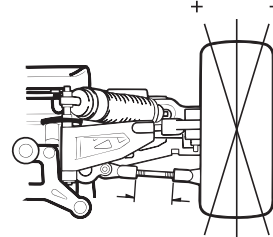
Suspension Arm



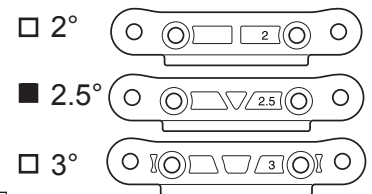
Front Toe Angle 1°

Wheelbase					
Indicates the total width of spacers installed fore and aft of the rear hubs.	<table border="1"> <tr> <td>Front Side</td> <td>3 mm</td> </tr> <tr> <td>Rear Side</td> <td>2 mm</td> </tr> </table>	Front Side	3 mm	Rear Side	2 mm
Front Side	3 mm				
Rear Side	2 mm				

Front Suspension



Rear Suspension Holder



Rear Suspension Plate

2° (IFW302) Gold | (IFW303) 3° Blue

Front Suspension Plate

(IFW127) Gunmetal | (IFW337) Silver

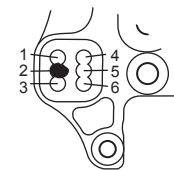
Rear Hub Hingepin Position
 Upper | Lower

Upper Link/Arm Position

	Front	Rear
Shock Tower		1 · 2 · 3 · 4 · 5 · 6
Wheel Side	Inside · Middle · Outside	Inside · Outside




Front Hub Carrier



Rear Shock Stay

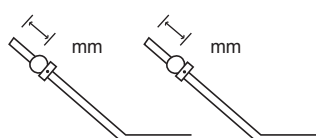
Steering Plate



Anti-Roll Bar Setting

Front	Rear
φ 2.5	φ 2.8
0 mm	5 mm

Front Rear



Wing Mount

Wheel Hub

S (IF107B)
 M (IFW327)
 L (IFW328)