

INFERNO ST-RR Set-Up Sheet

Ver. 1.10E

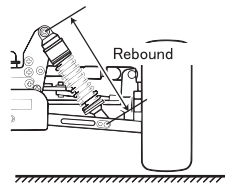
Driver Name		Date	Track	Engine	Glow Plug	Fuel
Spur Gear	Clutch Bell	Spring Diam.		Shoe Type	Tires	Tire Inserts
T	T	<input type="checkbox"/> 0.90	<input type="checkbox"/> 0.95	<input type="checkbox"/> 1.00	<input type="checkbox"/> 1.10	Aluminum X Carbon X
Header/Pipe						

Shock Set-up Silicone Oil Brand: _____

	Front	Rear
Shock Piston	<input type="checkbox"/> Ø 1.2 X 6 <input type="checkbox"/> Ø 1.3 X 5 <input type="checkbox"/> Ø 1.3 X 6 <input type="checkbox"/> Ø 1.4 X 5 <input type="checkbox"/> Ø 1.2 X 8 <input type="checkbox"/> Ø 1.3 X 8	<input type="checkbox"/> Ø 1.2 X 6 <input type="checkbox"/> Ø 1.3 X 5 <input type="checkbox"/> Ø 1.3 X 6 <input type="checkbox"/> Ø 1.4 X 5 <input type="checkbox"/> Ø 1.2 X 8 <input type="checkbox"/> Ø 1.3 X 8
Shock Oil	#	#
Shock Springs		
Spring Pre-Load	mm	mm

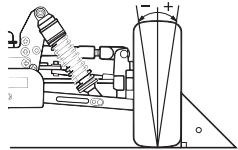
Suspension Rebound
(with suspension fully extended)

Front	Rear
mm	mm

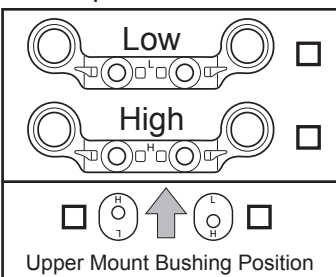


Camber Angle

Front	Rear
+ -	+ -



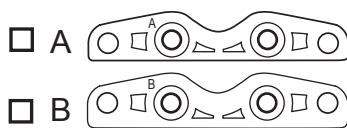
Front Upper Suspension Mount



Front Hub Carrier

20° (IF304B) | (IF305B) 22°

Lower Suspension Mount



Shock Tower Bushing Position

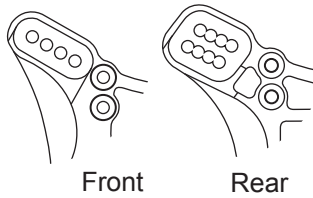


Differential Setup

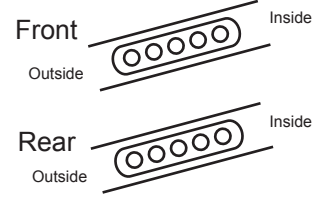
	Front	Center	Rear
Diff Fluid wt	STD • LSD	STD • LSD	STD • LSD

Shock Mounting Positions

Shock Tower

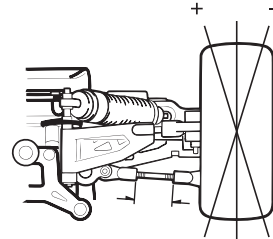


Suspension Arm



Front Toe Angle $\begin{matrix} + \\ - \end{matrix}$ $\begin{matrix} \circ \\ \circ \end{matrix}$

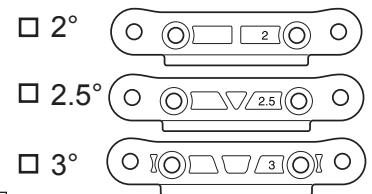
Front Suspension



Wheelbase

Indicates the total width of spacers installed fore and aft of the rear hubs.	Front Side	mm
	Rear Side	mm

Rear Suspension Holder



Rear Suspension Plate

2° (IFW302) Gold | (IFW303) 3° Blue

Front Suspension Plate

(IFW127) Gunmetal | (IFW337) Silver

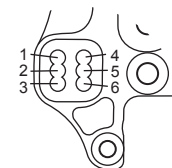
Rear Hub Hingepin Position
 Upper | Lower

Upper Link/Arm Position

	Front	Rear
Shock Tower		1 • 2 • 3 • 4 • 5 • 6
Wheel Side	Inside • Middle • Outside	Inside • Outside



Front Hub Carrier



Rear Shock Stay

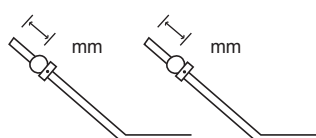
Steering Plate




Anti-Roll Bar Setting

Front	Rear
ϕ	ϕ
mm	mm

Front Rear



Wing Mount



Wheel Hub

S (IF107B)
 M (IFW327)
 L (IFW328)