

# INFERNO MP777WC EDITION

## Editable SETTING SHEET

Click Edit Print ver 2.0a

|           |                         |  |                        |                 |            |           |
|-----------|-------------------------|--|------------------------|-----------------|------------|-----------|
| Driver    |                         | Date                                   | Track                  | Engine          | Plug       | Fuel      |
| Ryan Lutz |                         | 06/08/08                               | Ihunder Alley          | Sirio Evo 4 SII | Sirio S5   | Werks 30% |
| Spur      | Clutch Bell/Spring/Shoe |  | Tires                  | Inner           |            | Pipe      |
| 46 T      | 13 T                    | 2PC (S+H)<br>3PC (1.10-1.00-0.95-0.90) | AKA I-Beam<br>"medium" |                 | Sirio 2013 |           |

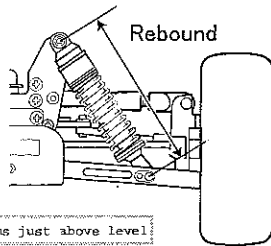
Clutch Notes: 2 Alum w 1.0, 1 carb w .95

Shock-Set-Up (Silicon Oil Name: *Kyosho*)

|              | FRONT   | REAR  |
|--------------|---|---|
| Shock Type   | Kyo BB  | Kyo BB  |
| Shock Piston | $\phi 1.2 \times 2$<br>$\phi 1.3 \times 6$<br>$\phi 1.4 \times 2$<br>$\phi 1.6 \times 1$<br>$\phi 1.7 \times 1$ | $\phi 1.2 \times 2$<br>$\phi 1.3 \times 8$<br>$\phi 1.4 \times 2$<br>$\phi 1.6 \times 1$<br>$\phi 1.7 \times 1$ |
| Oil          | # 650   | # 550   |
| Spring       | Lime Green  | Purple  |
| Spacer       | 2 mm  | 8 mm  |

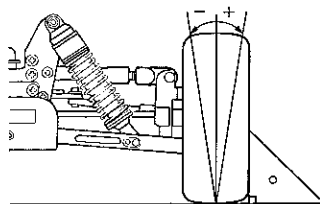
Rebound

| FRONT | REAR |
|-------|------|
| mm    | mm   |



Camber Angle

| FRONT | REAR |
|-------|------|
| -2°   | -4°  |



Front Caster Angle

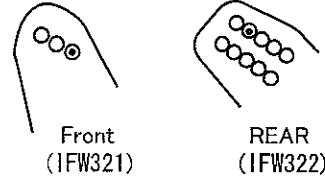
|       |        |  |
|-------|--------|--|
| Upper | Bush   | <input checked="" type="checkbox"/> A <input type="checkbox"/> B |
|       | Holder | L <input type="checkbox"/> H                                     |
|       | Bush   | L <input type="checkbox"/> H <input checked="" type="checkbox"/> |
| Under |        | A <input type="checkbox"/> B <input checked="" type="checkbox"/> |

| Front Hub Carrier |        |
|-------------------|--------|
| IF304B            | IF305B |
| 20°               | 2°     |

Diff Gear Set-Up (Silicon Oil Name: )

|     | FRONT        | CENTER       | REAR         |
|-----|--------------|--------------|--------------|
| Oil | LSD<br>7,000 | LSD<br>7,000 | LSD<br>2,000 |

Shock Mount Position



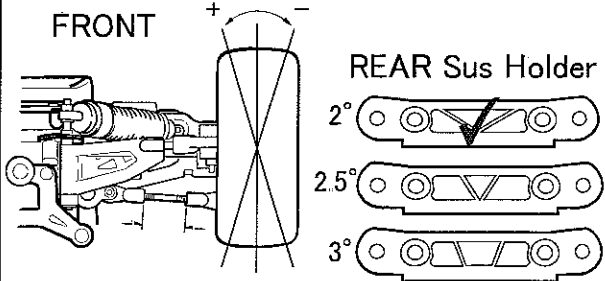
| Sus Arm   |   |
|---|---|
| FRONT   | REAR  |
| <input checked="" type="checkbox"/> In / <input type="checkbox"/> Out | <input checked="" type="checkbox"/> In / <input type="checkbox"/> Out |

Toe Angle

| FRONT | REAR           |
|-------|----------------|
| +1°   | 2° - 2.5° - 3° |

Wheelbase

| Wheelbase          |                                   |
|--------------------|-----------------------------------|
| Collar of Rear Hub | Front Side 2 mm<br>Rear Side 3 mm |



Rear Sus Plate

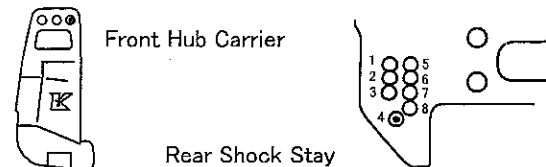
| IFW314(Red) | IFW302(Gold)                        | IFW303(Blue) |
|-------------|-------------------------------------|--------------|
| 1°          | <input checked="" type="checkbox"/> | 3°           |

Rear Hub Position

|   |
|---|
| <input checked="" type="checkbox"/> Upper |
| <input type="checkbox"/> Under            |

Upper Arm Position

|            | FRONT   | REAR                                     |
|------------|---|--|
| Shock Stay |   | 1 · 2 · 3 · 4 · 5 · 6 · 7 · 8            |
| Wheel side | <input checked="" type="checkbox"/> Middle · <input type="checkbox"/> Out | In · <input checked="" type="checkbox"/> |

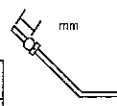


Steering Plate



Roll Bar

| FRONT      | REAR       |
|------------|------------|
| $\phi$ 2.5 | $\phi$ 2.8 |
| 2 mm       | 2 mm       |



Wing Angle

|  |
|--|
| <input checked="" type="checkbox"/> Upper · <input type="checkbox"/> Under |
|--|

Notes: Droop limited 1 turn from max.  
IF4337 Front kickup plate