

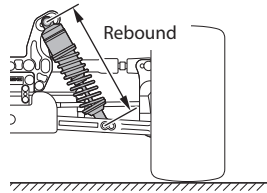
Name of Driver		DATE	Track	Engine	Plug	Fuel
Spur	Clutch Bell/Spring/Shoe		Tires	Inner	Muffler	
T	T	1.10 • 1.00 0.95 • 0.90	Carbon X Aluminum X			

● Shock-Set-Up

	FRONT	REAR
Shock Type		
Shock Piston	φ 1.2 x 6 φ 1.2 x 8 φ 1.3 x 5 φ 1.3 x 6 φ 1.3 x 8 φ 1.4 x 5	φ 1.2 x 6 φ 1.2 x 8 φ 1.3 x 5 φ 1.3 x 6 φ 1.3 x 8 φ 1.4 x 5
Oil	#	#
Spring		
Spacer	mm	mm
Pressure Sponge		

● Rebound

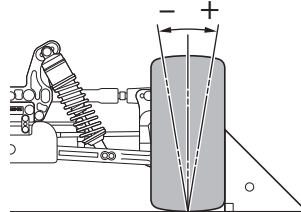
FRONT	REAR
mm	mm



● Camber Angle

FRONT	REAR
+ -	+ -

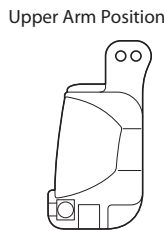
+ Positive Camber
- Negative Camber



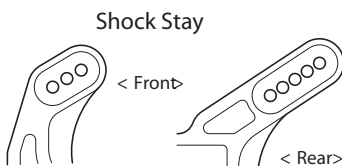
● Front Skid Angle

Upper	Front Side	Upper Arm Position
Under	Front Side	

— Front Hub Carrier —
-1° 0° +1°



● Shock Mount Position



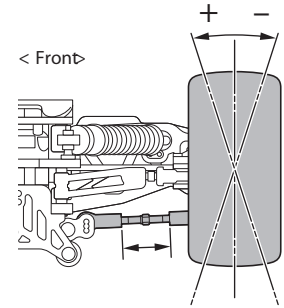
Sus Arm	
FRONT	REAR
In / Out	In / Out

● Diff Gear Set-Up

	FRONT	CENTER	REAR
Oil	Normal • LSD	Normal • LSD	Normal • LSD

● Toe Angle

FRONT	REAR
°	2° 2.5° 3°

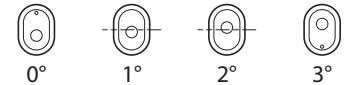


● Wheelbase

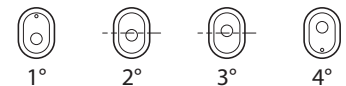
Wheelbase		
Collar of Rear Hub	Front Side	mm
	Rear Side	mm

● Rear Roll Center & Skid Angle

< Roll Center H >

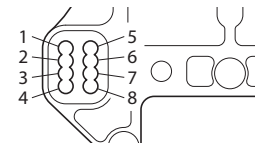


< Roll Center L >



● Upper Arm Position

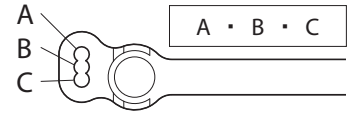
	REAR
Shock Stay	1 • 2 • 3 • 4 5 • 6 • 7 • 8
Wheel side	In • Out



● Rear Hub Position

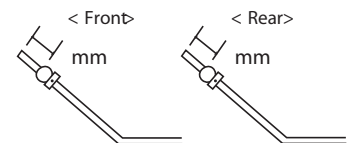
Upper
Under

● Steering Plate



● Anti Roll Bar

FRONT	REAR
φ	φ
mm	mm



● Wing Angle

Upper	Under
-------	-------

● Weight

--

● Tread

FRONT	REAR
S • L	S • M • L