

INFERNO ST-RR EVO Ver.1.00 **STAR EVO**

Driver Name		Date	Track	Engine	Glow Plug	Fuel
Jared Tebo		Feb 13	DNC/Fear Farm	Orion 5 Port	Orion #4	Sidewinder 30%
Spur Gear	Clutch Bell	Spring Diam.	Clutch Shoe	Tires	Tire Inserts	Header/Pipe
50 T	13 T	<input type="checkbox"/> 0.95 <input checked="" type="checkbox"/> 1.00 <input checked="" type="checkbox"/> 1.10	Aluminum X 3 (Blue) Carbon X	AKA Impact Soft	AKA Red	Orion 2058

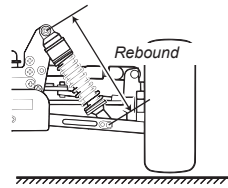
Shock Set-up Silicone Oil Brand: _____ L type

	Front	Rear
Shock Piston	<input type="checkbox"/> Ø 1.2 X 6	<input type="checkbox"/> Ø 1.2 X 6
	<input type="checkbox"/> Ø 1.3 X 5	<input type="checkbox"/> Ø 1.3 X 5
	<input checked="" type="checkbox"/> Ø 1.3 X 6	<input checked="" type="checkbox"/> Ø 1.3 X 6
	<input type="checkbox"/> Ø 1.4 X 5	<input type="checkbox"/> Ø 1.4 X 5
	<input type="checkbox"/> Ø 1.2 X 8	<input type="checkbox"/> Ø 1.2 X 8
	<input type="checkbox"/> Ø 1.3 X 8	<input type="checkbox"/> Ø 1.3 X 8
Shock Oil	# 40	# 50
Shock Springs	Blue	Red
Chassis Height	35 mm	42 mm

Suspension Rebound

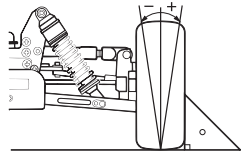
(with suspension fully extended)

Front	Rear
115 mm	122.5 mm



Camber Angle

Front	Rear
\ominus 2 \circ	\ominus 2 \circ



Front Upper Suspension Mount

Low High

Upper Mount Bushing Position

H L

Front Hub Carrier

20° (IF304B) | (IF305B) 22°

Lower Suspension Mount

A B

Shock Tower Bushing Position

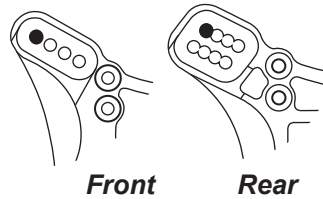
A B

Differential Setup

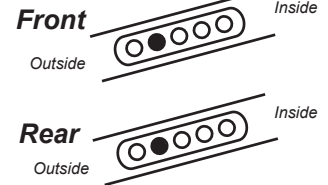
	Front	Center	Rear
Diff Gear type	(STD) LSD	(STD) LSD	(STD) LSD
Diff Oil wt	10,000	10,000	3,000

Shock Mounting Positions

Shock Tower

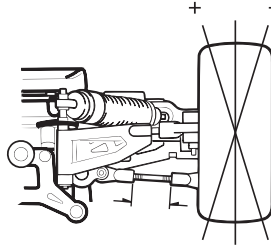


Suspension Arm



Front Toe Angle $\begin{matrix} + \\ - \end{matrix}$ 0 \circ

Front Suspension



Wheelbase

Indicates the total width of spacers installed fore and aft of the rear hubs.

Front Side	2.5 mm
Rear Side	2.5 mm

Rear Suspension Holder

2° 2.5° 3°

Rear Suspension Plate

2° (IFW302) | (IFW303) 3°

Front Suspension Plate

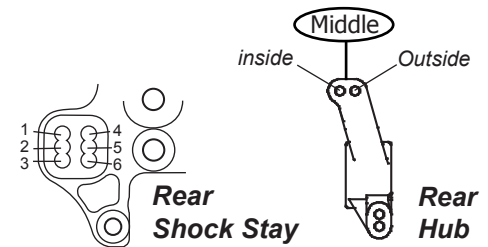
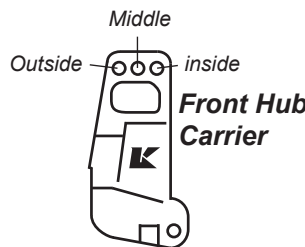
(IFW127) | (IFW337)

Rear Hub Hingepin Position

Upper | Lower

Upper Link/Arm Position

	Front	Rear
Shock Stay		1 • 2 • 3 • 4 • 5 • 6
F/Hub Carrier & Rear Hub	Inside • Middle • Outside	Inside • Outside



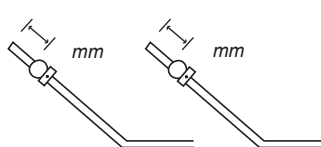
Steering Plate

A B C

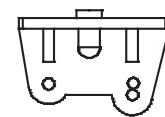
Anti-Roll Bar Setting

	Front	Rear
ϕ	2.5	2.8
	1 mm	4 mm

Front Rear



Wing Mount



Wheel Hub

S (IF107B)
 M (IFW327BL)
 L (IFW328GM)